



The Source NC E-Procurement Newsletter

May/June 2014 Edition

New Releases The NC E-Procurement team made updates to NC E-Procurement on May 29, 2014. **Here is an update from the recent release that might be of interest to you:**

- Purchase orders with line items that contain a supplier part number with lower case letters will successfully import into NC E-Procurement.

iHub Upgrade Status The NC E-Procurement team continues to make progress toward completing the [iHub upgrade](#). The NC E-Procurement Team began deploying the upgraded Entity Client software as of March 28, 2014. The NC E-Procurement team is working directly with each entity's NC E-Procurement contacts to deploy the upgrade, and most end users will not need to take any action. Here are some updates regarding the iHub upgrade that might be of interest to you:

- As of May 30th, the upgraded Entity Client software has been deployed to 99 entities.
- The [iHub upgrade](#) web site has been updated to report the status of the deployment to entities as noted above.

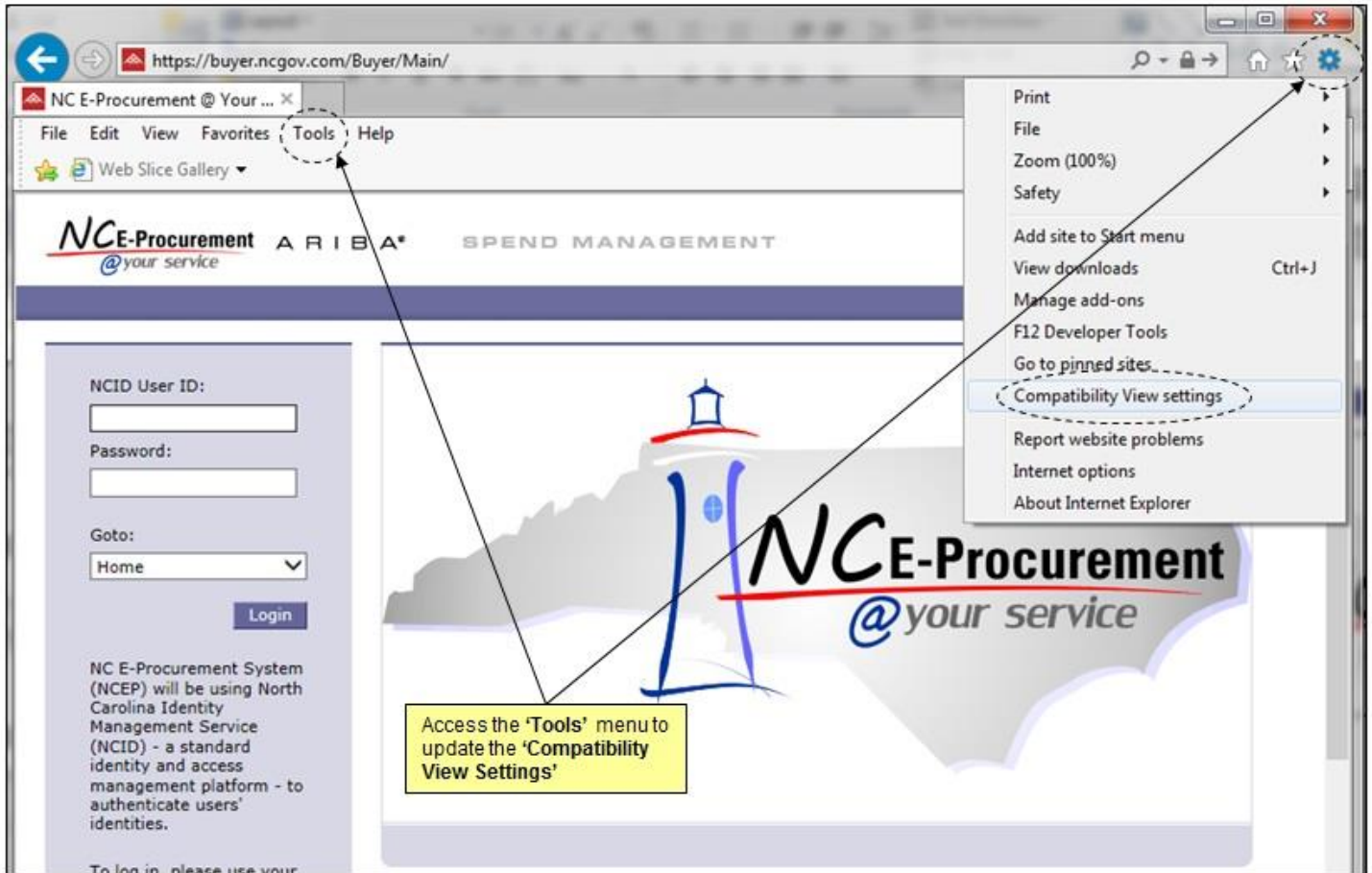
New Statewide Term Contract 204A The Division of Purchase and Contract announced the new [Statewide Term Contract 204A – Microcomputers and Peripheral Components](#). The contract was awarded to NCS Technologies and is available as a punchout catalog within NC E-Procurement. For more information regarding how to use punchout catalogs, please review the '**eRequisition Punchout Item**' job aid located on the NC E-Procurement [User Training web site](#).

Tips and Tricks: Internet Explorer 11 Compatibility View The NC E-Procurement team currently supports the following browser versions for use with the NC E-Procurement system:

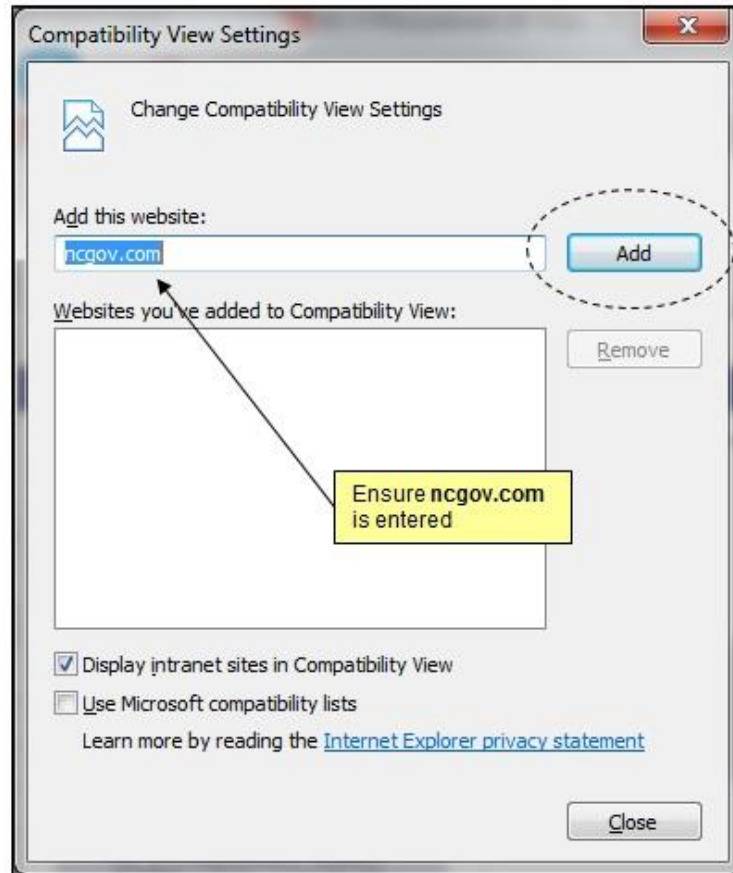
- Internet Explorer versions 6 through 10
- Mozilla Firefox versions 3 through 6
- Safari versions 3.2 through 4.0

When troubleshooting issues within the NC E-Procurement system, it is often helpful to work through the **'Supported Internet Settings'** job aid found on the NC E-Procurement [User Training web site](#). Additionally, if entity policies require use of Internet Explorer version 11, it may be helpful to utilize the browser's **'Compatibility View'** setting. This setting may be updated as follows:

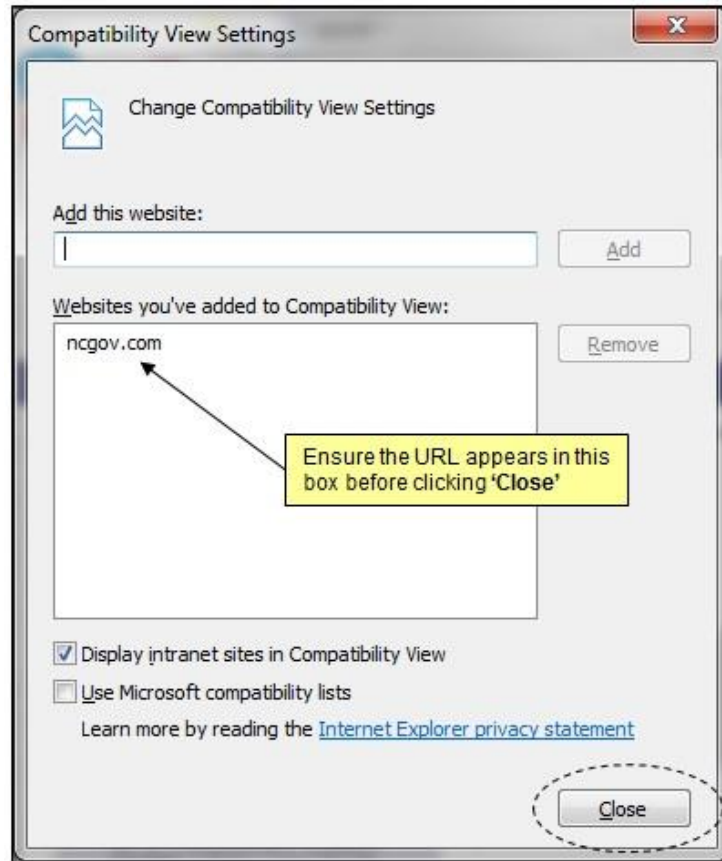
- Access NC E-Procurement via <https://buyer.ncgov.com/Buyer/Main/>.
- Click on the **'Tools'** icon or menu option and select **'Compatibility View Settings.'**



- The web site URL 'ncgov.com' should automatically appear in the 'Add this website:' free-text field, but if it doesn't, type in 'ncgov.com' (without the quotes).
- Click 'Add' and the web site URL should appear in the 'Websites you've added to Compatibility View:' field.



- Click **'Close.'** The page will refresh, and now the page will be accessed via Compatibility View each time it is visited in the future.



Note: Some users may not have the permissions required to update this setting in the Internet Explorer 11 browser. If this setting cannot be updated, please contact local IT support for assistance.

Follow-Up

This newsletter was sent to all Community College and School System users.

Questions about information covered in this Newsletter? Send an e-mail to: ephelpdesk@its.nc.gov